



German Kitchens

Specialists In German Kitchen Design

Inventors of the very first handleless kitchens, German manufacturers are renowned for their cutting-edge technology and high-quality products.

Here at Counter Interiors, we're committed to bringing our clients the very best range of innovative and elegant kitchens. Our German collection combines superb ergonomics and longevity with eye-catching style.

Designing and installing kitchens throughout North Yorkshire for over 20 years has allowed us to perfect our service. Our family-run team of experts will make sure your kitchen delivers everything you'd hoped for and more. You can explore our impressive German kitchen range and meet our team at one of our local showrooms.


We look forward to welcoming you very soon.

LUKE COUNTER
MANAGING DIRECTOR



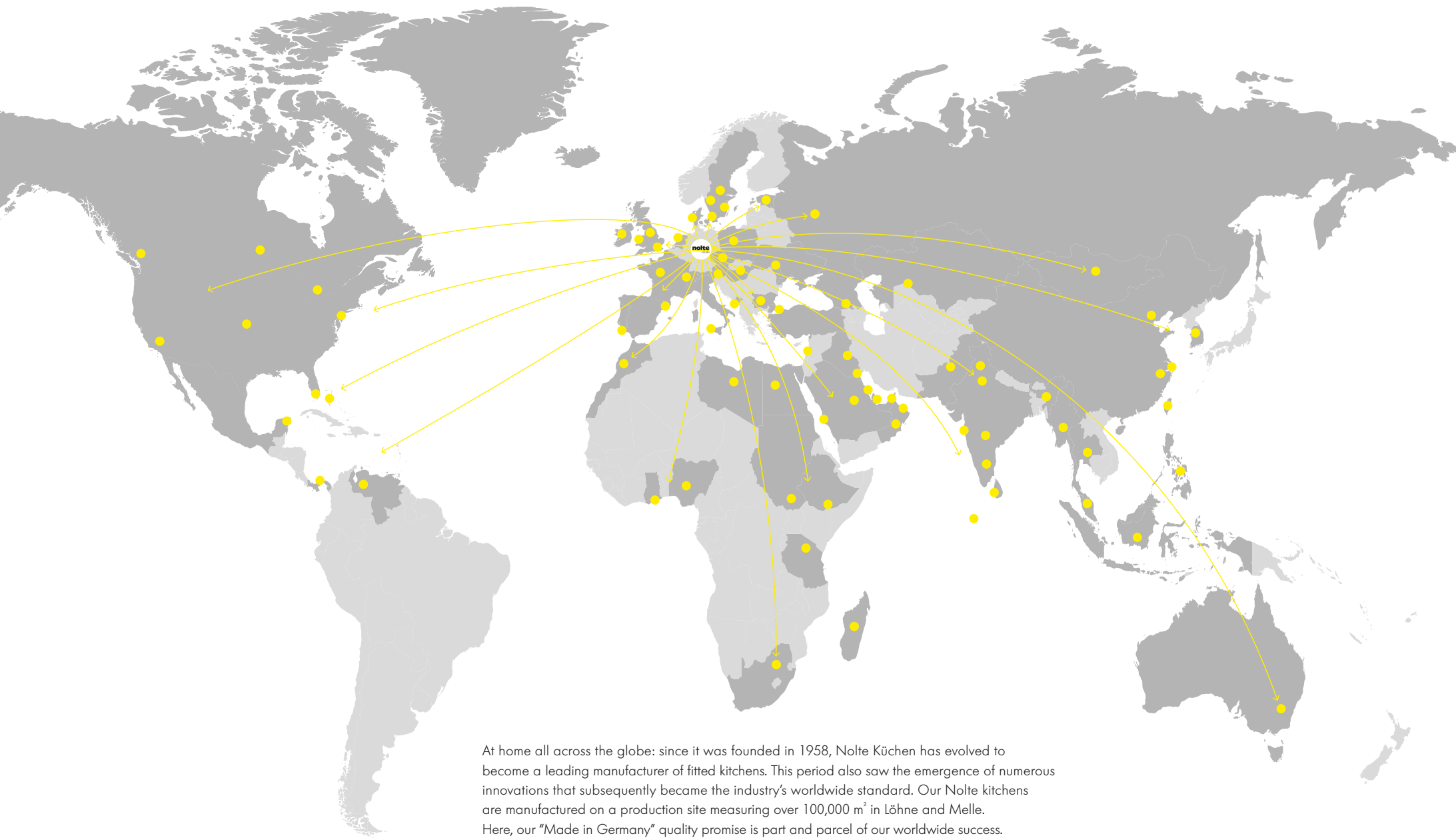
Living in the kitchen.

nolte[®]
KÜCHEN



See here our image film
"Living in the kitchen"

KITCHEN JOURNAL



At home all across the globe: since it was founded in 1958, Nolte Küchen has evolved to become a leading manufacturer of fitted kitchens. This period also saw the emergence of numerous innovations that subsequently became the industry's worldwide standard. Our Nolte kitchens are manufactured on a production site measuring over 100,000 m² in Löhne and Melle. Here, our "Made in Germany" quality promise is part and parcel of our worldwide success.

In this Journal, we have highlighted kitchens with distinctive features:

MATRIXART – the handleless Nolte kitchen

MATRIX900 – Base units in a height of 90 cm with 20% more storage space

MATRIXART900 – the handleless Nolte kitchen with base units in a height of 90 cm

Our kitchens delight and captivate with high-quality materials:

KÜCHENFRONT ECHT LACK
The fronts are finished in multiple coats of high-gloss or soft mat lacquer to meet the most exacting of demands.

KÜCHENFRONT LACK LAMINAT
A surface that is both easy to keep clean and hard-wearing, high gloss or soft mat depending on finish.

ANTI-FINGER-PRINT
Very thinly applied coating to hide visible fingerprints marks on mat and glossy surfaces.

KÜCHENFRONT ECHT HOLZ
As an authentic and genuine natural product, real wood conveys warmth and a sense of security.

KÜCHENFRONT SCHICHT STOFF
Extremely hard-wearing and also low-maintenance thanks to the anti-fingerprint surface finish.

40 25 12
Worktops and end-panel elements used, thickness in mm.

KÜCHENFRONT ECHT GLAS
Real glass, very high-quality surface in back-lacquered safety glass.

KÜCHENFRONT ECHT METALL
Layers of a blend of resins, lacquer and particles of metal make the front magnetic.

KÜCHENFRONT ECHT ZEMENT
Each one of these hand-crafted fronts has a surface made of real cement and is one of a kind.

KÜCHENFRONT ECHT STEIN
Real stone is characterised by its exceptional feel and is a mixture of quartz and dolomite.



RÜDIGER SCHLIEKMANN
Managing Director

MANFRED WIPPERMANN
Managing Director

HEIKO MAIBACH
Managing Director

A PLACE OF PEACE AND PERMANENCE

In a time marked by various global, economic, and environmental challenges, our own homes hold great significance. It's a place where we can retreat, unwind, and relax. The kitchen serves as the central hub for gatherings: it's not just a place for cooking but also a meeting point for sociable hours with family and friends. Special memories of holidays, birthday dinners, and unforgettable moments are created here, moments that can only happen in the kitchen.

We would like to take this opportunity to thank you for your loyalty, even in turbulent times! We will continue to produce high-quality kitchens, and our value chain aligns with our sustainability strategy, which we continuously follow and expand upon.

Our goal is for our kitchens to become the central gathering point in your home. Let's continue to shape life in the kitchen together!



We produce in Germany – also officially certified by the Verband Deutsche Möbelindustrie Deutschland e.V., the association of the German furniture industry.



For the fourth time in a row honoured as Germany's favourite kitchen brand.



The golden M guarantees proven quality, safety and healthy home living.

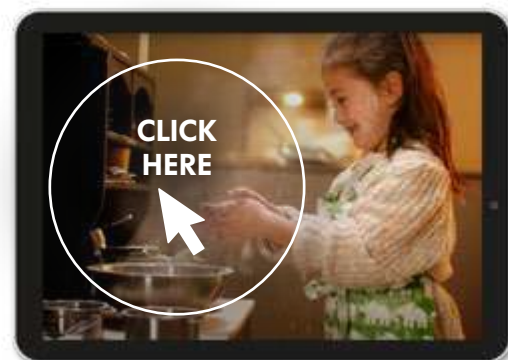


Responsibility for our environment and the future of coming generations is something we take very seriously. This makes us especially proud to hold several certifications in this context!

The kitchen is the room of rooms.
 We probably *live* more,
 and more *intensively*,
 here than anywhere else in the home.
 It is the place where
 we meet, where we encounter others.
 As family or friends.
 As a couple.
 We *cook, eat* and *enjoy* ourselves
 in the kitchen. And sometimes we have
 all the time in the world as we do so.
 We argue. And *make up* again.
 We read, write, send emails, post messages.
 And maybe philosophise a little.
 And – quite secretly – the kitchen sets
 the rhythm of our day.
 Good morning. Then midday. Then evening.
 And sometimes night ...
 Which is *why we love* the kitchen.



Living in the kitchen.



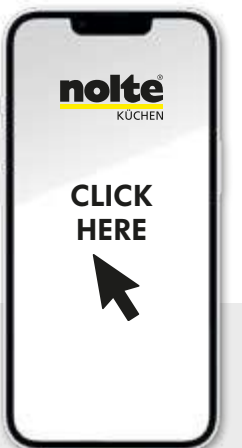
See here our image film
 “Living in the kitchen“

EVA BRENNER, NOLTE KÜCHEN BRAND AMBASSADOR

A familiar TV face in many homes across Germany, Austria and Switzerland: Eva Brenner. The graduate engineer in interior design hosted German television’s “Happy at Home – Moving into a New Life” series for many years. Doing so, she developed all sorts of interior design solutions, helping many families to re-style their home. Among other activities, she took charge of managing building work, designing interiors and planning kitchens.

Eva Brenner gets her passion for interior design from her parental home: her mother always made sure they lived in an warm, inviting and decorative home. Her father, a craftsman, would take her with him on building sites. At an early age, she developed an instinct for colours and furnishings. She trained to become a draughtswoman, studied interior design and, in addition to “Happy at Home - Moving into a New Life”, presented other German TV formats, such as “House of the Year” (“Das Haus des Jahres”).

Since her initial time on “Happy at Home” (“Zuhause im Glück”), Eva Brenner was also working in cooperation with Nolte Küchen – and became Nolte brand ambassador in 2016. As a professional interior designer, she is the perfect expert for presenting our brand. And together with Eva Brenner we are pursuing a key goal: to plan the kitchen as the focal point of your home and create a solution that meets your specific wishes, needs and available budget. *Living in the kitchen.*



Scan
 and discover
 more!

At various places in this journal,
 you will find QR codes that give
 you further information on the
 kitchen in question or on other
 specific aspects. Try it out.

FROM...
TO...

It can all be done!

*To meet your
expectations,
taste and budget.*

PLANNING YOUR KITCHEN



How to determine the room dimensions exactly, you can see in our video.



PLANNING OPTIONS



Let yourself be inspired by the video tip when choosing the right kitchen form.



Single galley



L-shaped



U-shaped



Single galley + island



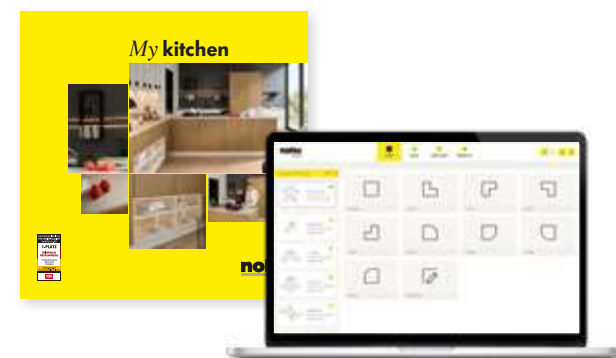
Single galley + island + counter




Single galley + island with table solution

FROM SINGLE GALLEY TO COOKING ISLAND – EVERY NOLTE KITCHEN CAN BE PLANNED IN THE RIGHT SIZE FOR YOU

When planning, you have all the options: whether large or small space, with or without a kitchen island, set across a corner, units opposite one another, against one or more walls – everything is possible with Nolte Küchen. Whichever kitchen you choose and whichever budget you have, Nolte kitchens can be matched to virtually any wish and produced to meet your every personal preference and need.



If you wish to take a closer look at planning your new kitchen, "My Kitchen" gives you numerous practical tips and suggestions on how to make perfect use of the space you have available. To start planning your kitchen straight away, use our web planner at www.nolte-kuechen.com



Ask your kitchen retailer for further information or order your copy of "My Kitchen" right here:

PLANNING YOUR KITCHEN

HANDLE OR NO HANDLE, THAT IS THE QUESTION ...

There are two fundamental approaches to giving a kitchen a distinctive look: on the one hand, through conventional planning, which can be deliberately accentuated by a large selection of handles – on the other, with the handleless kitchen, which makes a clear design statement through its lines and, with them, exhibits a reduced style. Both approaches also let you choose whether to plan your kitchen in the standard carcass height of 75 cm or opt for the extra-tall 90 cm carcass.



Simple, logical, and clear: The cabinet design is based on Matrix150, an exclusive grid system introduced by us. It relies on a very straightforward and understandable measurement logic where all width, height, and sometimes depth measurements are divisible by 15 cm.



MATRIX900 by NOLTE KÜCHEN

20% MORE STORAGE SPACE

Coming in a carcass height of 90 cm, Matrix900 provides no less than 20% more storage space over the standard 75 cm height shown above. This makes optimum use of available space – particularly in small kitchens.

MATRIXART THE HANDLELESS KITCHEN

MatrixArt is the design-focused, handleless Nolte kitchen: a maximum of two horizontal finger pulls creates a neat impression with graphic clarity. Tall units also give you the option of including vertical finger pulls. On request, all finger pulls can be illuminated, accentuating the kitchen's lines with stunning effect. This is where you can choose from five different colours: stainless steel look, arctic white, white, quartz grey and black.



MATRIXART900 by NOLTE KÜCHEN

DESIGN MEETS STORAGE SPACE

Needless to say, our handleless kitchens are also available in the extra-tall carcass height.


The very low plinth in conjunction with the 90 cm carcass height and the integrated finger pulls not only provide an ideal working height as well as 20% more storage space but also create a totally new kitchen look.



PLANNING YOUR KITCHEN



Colors, surfaces, materials, and style – we will show you everything you should consider in the planning process.



ALL SORTS OF DIFFERENT SURFACE FINISHES – TO SUIT YOUR PERSONAL TASTE AND BUDGET

Genuine or reproduction – hardly distinguishable. Admittedly, both are hard to tell apart because, first and foremost, all of the materials used in a Nolte kitchen are marked by a feel of particular quality. Genuine materials, such as wood, metal, lacquer or cement, are the perfect choice for kitchen fans with exacting expectations.

But high-quality reproductions are also available for many natural products. These absolutely authentic surfaces are in no way inferior to the original and surprise the senses with perfectly imitated texture and colouring. They also meet the wish for individuality and something special in a way that is second to none. Now all you have to do is decide...

LEGNO Oak champagne



ARTWOOD Natural bough oak



Stone surface:

- CANTERA** Our front with a real stone surface

- STONE** Authentic stone look as an option

Cement surface:

- PORTLAND** Our front with real cement surface

- LUCCA** Realistic cement/concrete look with a surprisingly genuine feel

Wooden surface:

- LEGNO TAVOLA** Real wood for exceptional kitchens

- ARTWOOD MANHATTAN** In no way inferior to the original

Metal surface:

- FERRO** Our real metal front is even magnetic

- METAL** An authentic interpretation of the metal theme

Lacquered surface:

- SOFT LACK NOVA LACK FINE LACK** Ranges of genuine lacquer in mat and gloss

- FEEL LUX** Lacquered laminate as an impressive alternative

TREND.

All up to date!

Innovative materials.

On-trend colours.

Modern designs.




SOFT LACK

ELEGANT COMBINATION OF MAT COLORS

In this SOFT LACK, caramel and white soft mat shine as a harmonious duo. Caramel, one of a total of 20 colours in the mat lacquer concept, radiates warmth and lightness. White provides an aesthetic contrast. The caramel-coloured fronts create a seamless connection to the illuminated handle tracks in manganese bronze and the handleless kitchen front gives your room a modern and minimalist look. Cosy corners are not neglected here either: the integrated seating area invites you to linger and conceals additional storage space. In this way, you can combine aesthetics, functionality and cosiness in one kitchen.

Caramel soft mat pairs well with other solid colors but also complements many wood tones. For example, white is a beautiful contrast in this handleless kitchen. Overall, it creates a very harmonious overall look with refined details and cozy corners.

SOFT LACK White soft mat
SOFT LACK Caramel soft mat
WORKTOP White PRO






MANHATTAN UNI
SHADES OF GREEN RE-INVENTED

The MANHATTAN UNI front in the new on-trend shade of black green brings even more natural authenticity into your home. This is where, shades of green are reinvented and experiencing a renaissance – in black green, MANHATTAN UNI makes a real eye-catcher. The aesthetically pleasing nuances of this green shade create a picture of delightful harmony when combined with wood decor finishes. A real alternative to the classic colour finishes!

MANHATTAN UNI Black green
 WORKTOP Volcanic oak
 SURROUNDING ELEMENTS Volcanic oak



1 Light in the right place:
 Base and tall units can also be
 upgraded with LED lighting
 recessed in the side.



HANDLE COMBINATION 852
 Black






CANTERA / SOFT LACK

REAL STONE FRONT WITH EXTRAORDINARY NOTE


You'll experience an unusual texture with the real stone front CANTERA. The material made of quartz and dolomite feels like a lightly roughened sandstone, just like a genuine element from nature. In the sand lime cream color, CANTERA combines here with SOFT LACK in sepia brown. Adjacent areas, such as pantry or utility rooms, can be equipped with passage doors with a width of 75 cm. The attached table in this kitchen provides ample space for family time. Whether it's breakfast in the morning or a hot drink in the evening, this is a place where you can laugh, play, and eat together at any time.



Healthy and delicious snack for your break
Discover more here.



CANTERA Sand lime cream
SOFT LACK Sepia brown soft mat
WORKTOP Sand lime cream
SURROUNDING ELEMENTS Sand lime cream



MANHATTAN

BLACK IN ITS HOMELIEST FORM


The new MANHATTAN oak nero creates a well-balanced combination of inviting homeliness and timeless elegance with its expressive surface texture which, depending on the incidence of light, changes from deep black to soft grey. Black electrical appliances, display cabinets with black anodised aluminium frames and black tinted glass, a black worktop and a black sink with matching mixer tap give this kitchen a particularly elegant aura.

MATRIX900
by **noite** KÜCHEN



- 1 The attention to detail becomes apparent on taking a look inside the units: the new display cabinets have no visible hinges, lifting their extremely homely feel.
- 2 Open shelf units and display cabinets with integrated lighting down the sides open up the otherwise somewhat understated kitchen and artistically set the scene in every space.
- 3 Black handle combination 851 goes perfectly with this kitchen.

MANHATTAN Oak nero
WORKTOP Black PRO





- 1 Chrome or black soap dispensers match the respective sink and are an ideal addition to your kitchen design, which offers great value for money.
- 2 Details make all the difference. The new LED ring lights show off ARTLINE to its best advantage in the recess with shelves.



ARTLINE / PLUS

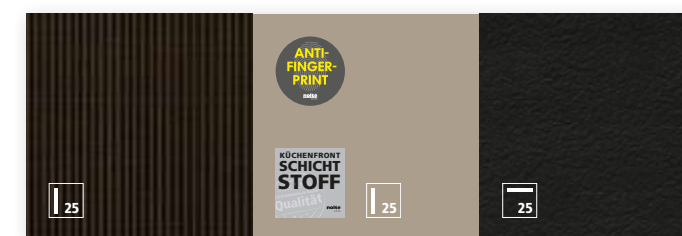
FAVOURITE SPOT FOR THE COFFEE BREAK

With the grooved wooden fronts of ARTLINE in stripe wood coffee, you demonstrate a keen sense of trends and the spirits of time. This decor brings variety and individuality to your kitchen. The contrast between the dark wood tone and PLUS in lava soft mat with anti-fingerprint surface creates an interesting visual dynamic while still maintaining a harmonious look. The communicative centrepiece is the kitchen island, inviting social interaction with friends and family.



HANDLE 8BB
Titanium look

ARTLINE Stripe wood coffee
PLUS Lava soft mat
WORKTOP Black PRO





NOVA LACK
PRACTICAL CAN BE AS STYLISH AS THIS


An elegant, high-quality kitchen ambience is a joy to be in every day. All the more so when it also provides plenty of storage and space for what's dear to you. Illuminated finger pulls emphasise the horizontal lines of this kitchen which manages entirely without kitchen-typical wall units while still providing plenty of storage space.



- 1 Practical boxes take everything to the table in one go and quickly clear it away again.
- 2 Everything in its place – maximum storage space perfectly organised.
- 3 The illuminated finger pulls underscore this kitchen's elegant lines.



NOVA LACK High-gloss platinum grey
SURROUNDING ELEMENT Henna red soft mat
WORKTOP Black PRO






LUCCA

CEMENT LOOK IN PERFECTION

Do you love the on-trend cement look but don't want to invest in the genuine material? This makes the LUCCA front just the right choice for you! Anthracite combined with beech heartwood creates a kitchen with well-balanced contrasts. With the front being an authentic reproduction, there's bound to be enough of your budget left over for adding all sorts of other features to your kitchen – and all without having to sacrifice a stunning look either.



Extra-deep worktop and units: 32% more storage space, while needing only an additional 15 cm at the wall.



LUCCA Cement anthracite
WORKTOP Beech heartwood
SURROUNDING ELEMENTS Beech heartwood



HANDLE COMBINATION 848
Titanium look, brushed

- 1 The classic corner unit with carousel makes perfect use of your kitchen's corner space.
- 2 Plenty of cupboard space: a carcass that's 15 cm deeper than normal provides storage space galore. Drawers can even be fitted below induction hobs.



STONE
PARED DOWN
TO THE ESSENTIAL

This composition shows you how to create an impressive kitchen with the consistent interplay of black and white. The STONE front in white concrete provides a wonderful contrast with the elements in black. Illuminated MatrixArt finger pulls and shelf units with integrated lighting make inviting statements in this otherwise purist-looking kitchen.



MATRIXART
 by **notte** KÖCHEN



- 1 Space is reserved under the hob for everything that needs to be in easy reach.
- 2 The handleless kitchen comes into its own in combination with slimline worktops.
- 3 Shelf units with integrated lighting are a real eye-catcher – especially in black.




STONE Concrete white



25



NOVA LACK High-gloss graphite
 LEGNO Oak champagne
 WORKTOP Graphite PRO



NOVA LACK / LEGNO

NATURAL BEAUTY MEETS BRILLIANT DESIGN

This kitchen works wonderfully well by combining high-quality materials: NOVA LACK in high-gloss graphite harmonises perfectly with LEGNO and other elements in real oak champagne. The wall units in a height of 135 cm conjure a spacious look with ample storage.

MATRIXART
 by nolte KÜCHEN

- 1 The larder-unit carousel shelves provide optimum access to storage space.
- 2 Minor detail, major effect: islands and base units can be designed with plinths set back by the same distance at front and side.



The carcasses of every kitchen built by Nolte Küchen feature the same decor inside and out to provide an exquisite overall picture.



COUNTRY STYLE.

**Traditional meets
spirit of the age!**

Classic shapes.

Modern planning.

Inviting places to sit.




LUGANO LACK
**EXKLUSIVE,
 MODERN LOOK**


In our mat lacquer concept, various design styles and current color trends come together to form a harmonious unity. For even more flexibility, you can now plan a handleless country-style kitchen: our framed fronts LUGANO LACK and FRAME LACK are the first in our range to offer this option. This LUGANO LACK in black soft mat complements perfectly the high-quality mix of materials such as wood, glass, ceramic and metal. Look forward to cozy hours in a kitchen that stylishly combines design and functionality.

MATRIXART
 by **notte KÜCHEN**

LUGANO LACK Black soft mat
 SURROUNDING ELEMENTS Oak champagne



1 The handle grooves in manganese bronze indirectly add accents, seamlessly blend into the overall kitchen design, and can also be illuminated for added ambiance.



Bread and salt for moving in, why actually?
 Find out more and present a cleverly packaged housewarming gift.



LUGANO LACK


COLOURFUL EYE-CATCHER

The classic white country kitchen has been reinventing itself for a number of years now. Adding LUGANO LACK, we are extending our line-up by a modern interpretation of the framed look in real wood. Particularly striking: the hip henna red colour shade. An eye-catcher! Authentic graining on the fronts underscore the popular country-kitchen style. Of generous proportions, this kitchen manifests itself as a veritable space wizard. And anyone combining black handles and a worktop in basalt look, for example, gives LUGANO LACK that certain something. Classy, but not over the top – homely looking wooden fronts will soon make this kitchen a favourite place to be.




- 1 Quickly and easily to hand: the larder unit ensures perfect organisation, providing storage space for kitchen utensils of every size.
- 2 Whether espresso in the morning or tea and biscuits in the afternoon: this bench makes an inviting retreat in the middle of the kitchen.

How do you keep kitchen cupboards neat and tidy?
Our blog gives you all sorts of tips on how to get your kitchen cabinets properly organised.



HANDLE 91A
Black

LUGANO LACK Henna red soft mat
WORKTOP Basalt






TORINO LACK
CLEAR STRUCTURES WITH
FEEL-GOOD CHARACTER

Perfectly balanced interplay of form, colour and surface finish. Between bygone days and postmodernism: a breath of the Roaring Twenties attractively combined with the modern age, creating a kitchen that makes a style statement with its clean and elegant lines. The fronts in calming lava soft mat grey tones and the quality-looking solid wooden drawers are stylishly accentuated by the manganese bronze on display unit, handles and mixer tap.

- 1 The handles skilfully create highlights from the glamorous Art Deco world.
- 2 High-quality drawers in oak pinot veneer are an exclusive detail.



TORINO LACK Lava soft mat



HANDLE 208
 Manganese bronze



FOCUS

CLASSICS RE-INTERPRETED

The narrow framing on the FOCUS front is unfussy, lightweight in looks and almost purist in design. The appliance block interrupting the row of units at the back gives this kitchen a look that could, for all intents and purposes, be American in the way it feels. Illuminated display cabinets as base units open up the island to the living area. Welcome!




- 1 Provide plenty of storage space: wall units in a height of 105 cm.
- 2 Well-organised drawers and illuminated pull-outs quickly show you where everything is.



HANDLE 317
Stainless steel look

FOCUS Platinum grey soft mat
WORKTOP Black PRO





PORTO


RUSTIC CHARM IN MANY FACETS

PORTO white soft mat easily makes the dream of a country-style kitchen come true. Here, the characteristic faceted look of the fronts is stylish and timeless. The integrated library and the classic crockery cupboard with elegant glass cabinet doors pick up on the style of the kitchen frontage. Matching cornice profiles emphasise the country kitchen look and underscore the attention to detail.



HANDLE 209
Stainless steel look

PORTO White soft mat
WORKTOP Marble white



- 1 Classic crockery cupboard re-interpreted – this sideboard provides additional storage space.
- 2 With its bevelling, the glass cabinet picks up on the style of the fronts.






WINDSOR LACK

HAVEN OF PEACE IN TRADITIONAL COUNTRY-KITCHEN STYLE

WINDSOR LACK lava soft mat is perfect for a kitchen in traditional country style. Its characteristic style elements make it a real eye-catcher for admirers of kitchens reminiscent of a bygone age and for those not wanting to forgo practical convenience.



WINDSOR LACK Lava soft mat
WORKTOP Basalt



HANDLE 204
Stainless steel look

- 1 The open end shelf element visually relaxes the ensemble of wall units and provides easy access to crockery or spices, for instance.
- 2 Matrix 150 even permits a properly functioning drawer directly below the induction hob.



TIMELESS.

Simply classic!

Restrained colours.

Planning diversity.

Understated details.



ARTLINE / FEEL


ALWAYS THE PERFECT GROOVE

The ARTLINE, with its grooved wood fronts, sets new design standards. This authentic reproduction also leaves enough room in the budget for additional extras. In this cozy, minimalist-designed kitchen, stripe wood crema harmonizes perfectly with FEEL in magnolia soft mat. The intriguing interplay of lines creates dynamism: over-deep tall cabinets reach up to the ceiling from the base cabinet line, while open shelves break up the front view. Discover the possibilities of creating an innovative kitchen with ARTLINE that is functional yet allows plenty of space for social moments.


HANDLE TRIM 560
Stainless steel look



ARTLINE Stripe wood crema
FEEL Magnolia soft mat
WORKTOP Jura beige



- 1 The MotionLINE railing system is assembled from modules, and lighting can be configured at various levels.
- 2 Shelves break up the overall appearance and, with integrated lighting, create a very cozy atmosphere.



Mixing a Déjà-vu Tonic!
With our recipe, it's no problem.





PLUS / MANHATTAN

KITCHEN AS THE SOCIAL HUB


The PLUS range in lava soft mat gives you all sorts of ways to get both timeless and modern colours and fronts into your kitchen. The fronts make the perfect combination with wood decor finishes, as shown here with oak graphite silver. And benefiting from the forgiving anti-fingerprint surface finish, finger marks on the front hardly ever occur. PLUS in lava tone looks homely and inviting. Make your kitchen a place to meet for convivial evenings among friends, where people like to laugh, chat and play the odd board game. Be ready for some unforgettable moments in and with your new kitchen!




MATRIXART
by **noite KÖCHEN**



The perfect drinks for a relaxed evening playing cards?
You'll find some great recipes and suggestions in our blog.



PLUS lava soft mat
WORKTOP Oak graphite silver
SURROUNDING ELEMENTS Oak graphite silver
MANHATTAN Oak graphite silver



FINE LACK


KITCHEN FOR FAMILY TIME

FINE LACK in high-gloss arctic white gives you the key to planning an open-style, bright kitchen. Consistent elegance on the fronts has been interrupted here by vertical and horizontal ambient lighting. In this kitchen, the row of kitchen cabinets and larder units have been fitted along the walls in a way that helps to save space. This creates more space for a large dining table or for the young man to play and let off steam. The beech heartwood decor finish, which features both on splashback and bespoke shelving, conjures an even greater sense of homeliness.

Lighting in the kitchen not only creates a cozy atmosphere and adds accents but also contributes to our well-being. The illuminated MatrixArt handle groove creates a special ambience and tastefully emphasizes the kitchen's design lines.




You can learn more about the topic of lighting in the kitchen in the video.




MATRIXART
by **notte KÖCHEN**




Home-made paper kites!
Our blog gives you instructions on how it's done.



FINE LACK High-gloss arctic white
END PANELS Beech heartwood
WORKTOP Arctic white






- 1 Understated yet eye-catching: the mat black fitted sink blends harmoniously into the kitchen's overall look.
- 2 Create a homely feel: open shelving in oak graphite silver provide space for more than just cookery books.

PLUS

A LIAISON OF STYLE

Dark grey fronts, mat black highlights combined with a matching wood decor finish – classic and yet right on trend. Paired with graphite silver oak, PLUS in graphite soft mat with anti-fingerprint surface finish creates a combination that's second to none in the homeliness stakes.

PLUS Graphite soft mat
 SURROUNDING ELEMENTS Oak graphite silver
 WORKTOP Graphite PRO



HANDLE COMBINATION 851
 Black



2



FLAIR / MANHATTAN

THIS IS WHERE EVERYTHING GOES TOGETHER

A sense of harmony always pervades wherever colours and patterns create a whole - and are reflected in different parts of the kitchen. As here: where MANHATTAN volcanic oak meets the statement edge from FLAIR, perfectly colour-matched to create a look of delightful harmony. Almost invisible from the outside, it only really becomes apparent when the doors and pull-outs are opened. Also in volcanic oak, the handles complement the look of this kitchen with absolute perfection.



HANDLE COMBINATION 855
Volcanic oak, wood

FLAIR White soft mat with edge in volcanic oak
MANHATTAN Volcanic oak
WORKTOP White PRO



- 1 Harmony in perfection: the coordinated fronts and handles give this kitchen that certain something.
- 2 Distinctive design element: the statement edge in volcanic oak.
- 3 The use of volcanic oak inside the open compartments too complements the look of this kitchen in a way that couldn't be more perfectly balanced.





MANHATTAN / SOFT LACK
**PERFECT SYMBIOSIS
OF STORAGE SPACE
AND DESIGN**

The MANHATTAN front in volcanic oak provides bold contrasts. Its distinctive decor ideally complements the calm SOFT LACK front. The wall unit height of 105 cm also gives this kitchen a very individual look. The units are perfectly complemented by the open shelves and a white lowboard.




- 1 This larder unit provides perfectly accessible storage space over the full height of 210 cm.
- 2 The white front on the central kitchen block contrasts perfectly with the volcanic oak decor fronts.
- 3 Included as standard at Nolte Küchen: the matching interior decor, shown here in volcanic oak.

HANDLE TRIM 675
Stainless steel look



MANHATTAN Volcanic oak
SOFT LACK White soft mat






FINE LACK / ARTWOOD

WOOD TONES TO FEEL GOOD

The ARTWOOD program stands for absolutely authentic wood decors. Oak ventura adds a rustic variant in a natural look to the range. By combining it with FINE LACK in white, an interesting contrast is created between the rustic charm of the wood decor and the elegant high-gloss white finish. From countertops to backsplashes, the counter, and shelves, oak ventura becomes the connecting element in an efficient U-shape kitchen with plenty of storage space. A kitchen that meets all the needs and requirements of modern households.



Oak ventura is a warm and inviting color tone that pairs well with many wooden floors. Knots with synchronized pores and the subtle grain give it an authentic and homely feel.




FINE LACK High-gloss white
 WORKTOP Oak ventura
 SURROUNDING ELEMENTS Oak ventura
 ARTWOOD Oak ventura



PORTLAND / TAVOLA

NATURALLY HOMELY

What a stylish combination: PORTLAND sapphire grey real cement together with the classy TAVOLA oak pinot cuts a particularly elegant and impressive figure with a look of quality. The open shelf unit with glass shelves and illumination is an extravagant highlight. With the worktop in cement sapphire grey, the kitchen island appears to come from one and the same mould, and the singled-out raised ovens are both an eye-catcher and practical to boot.




2



MATRIXART 900
by **noite KÜCHEN**

- 1 Anything but "typical kitchen": dark glass shelves, brightly illuminated.
- 2 Applied by hand, the real cement surface makes every front one of a kind.

PORTLAND Cement sapphire grey
TAVOLA Oak pinot
WORKTOP Cement sapphire grey





PORTLAND / PLUS

PRACTICAL EAT-IN KITCHEN FOR THE WHOLE FAMILY

Copious storage space, lots of work surface and a generously sized dining table make this kitchen a hub for the whole family. At the same time, huge importance has been attached to planning the kitchen with high-quality materials: this is evident in the use of PORTLAND in real cement and in the laminate PLUS fronts with anti-fingerprint surface finish.



- 1 Large drawers and pull-outs provide plenty of well-structured storage space.
- 2 The doors on the wall units open upwards so as not to get in the way, while also making storage space easy to reach.
- 3 Whether large refrigerator, a whole battery of electrical appliances or simply lots of storage space – this is where there's a place for everything. A further visual highlight is the vertically integrated lighting.

PORTLAND Cement anthracite
PLUS White soft mat
WORKTOP Cement anthracite





- 1 Right up to the ceiling:
never waste storage space!
These cabinets create an elegant
finish to the kitchen and create
even more space.
- 2 The black, flush-mounted sink
combines a modern look with
easy maintenance.




PLUS / LUCCA

WHEN KITCHEN AND LIVING SPACE BECOME ONE

Cooking needs a setting. This kitchen design takes that literally, and doesn't only create an eye-catcher. There is also plenty of storage space in the floor-to-ceiling units. The surfaces open up the kitchen to the living space with absolute perfection. The matching sideboard is a piece of furniture that provides an elegant transition into the aesthetics of your living space.

PLUS Black soft mat
LUCCA Cement sapphire grey





- 1 The oven fitted into the side is planned so as not to be visible from the living area. A practical pull-out larder unit with ample storage space is perfectly integrated into the overall look.
- 2 Fan module rather than extractor hood – cleverly planned in this way, electrical appliances remain completely hidden from view in this kitchen.



SOFT LACK

NOT A KITCHEN AT FIRST GLANCE

This kitchen is integrated unobtrusively into the living area and is almost unrecognisable being one at all. Clever planning, however, gives it all the attributes of a modern kitchen – but only at second glance.

SOFT LACK White soft mat
WORKTOP Cement anthracite






FEEL


HIGH QUALITY THAT'S NOTICED

Dark natural stone, light grey fronts and minimalist handles give this kitchen timeless elegance. Added to this, there are other details such as a flush-mounted sink and a unit integrated in the wall for electrical appliances and storage. And with the addition of a small bar counter, you will create a room that you won't want to leave in a hurry.



Every level well illuminated: How often have you hunted for something in the darkest recesses of a drawer? Put an end to all this with interior lighting.

HANDLE TRIM 561
Black



FEEL Platinum grey soft mat
WORKTOP Natural stone anthracite



- 1 Practical interior pull-outs behind a hinged door neatly organise contents and keep them in easy reach.
- 2 This granite sink is flush fit into the worktop, and blends beautifully with the design.





ALPHA LACK


PLENTY OF ROOM FOR THE ROOM

Despite its compact size, this kitchen gives a generous feeling of space. Besides doing away with classic handles, this is also attributable to the absence of any floor-to-ceiling tall and appliance units.



- 1 With Nolte Küchen, even a hallway area can easily be furnished in matching style.
- 2 The worktop's warm-looking decor in oak barriqué contrasts with the light-coloured look of the fronts and continues in splashback form on the wall to complete the look of harmony.
- 3 Ergonomics in top form: a raised dishwasher is easy on the back.

ALPHA LACK High-gloss white
WORKTOP Oak barriqué






HANDLE TRIM 560
Stainless steel look



PLUS Platinum grey soft mat
WORKTOP Black PRO



PLUS
PERFECT IN EVERY DETAIL

Small space with sloping ceiling?
Not a problem with Matrix900! Our practical 90 cm carcass size gives you maximum storage space even in a smaller-type kitchen. Full of charm, the light-coloured PLUS platinum grey soft mat front is restrained and harmonises with the entire composition.

- 1 Coming in a carcass height of 90 cm, Matrix900 provides no less than 20% more storage space over the standard 75 cm height. This makes even better use of every corner and you always have everything at your fingertips.
- 2 Perfectly integrated: compact dishwashing centre with dishwasher and waste sorting.



SMALL PLACES, BIG IDEAS.

Smart planning ideas!

Efficient solutions.


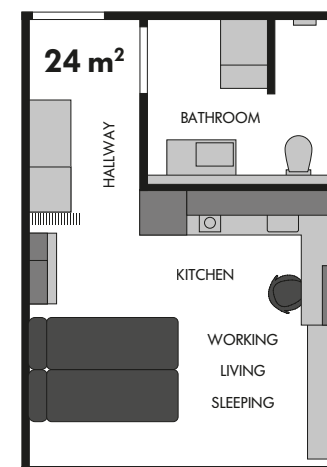
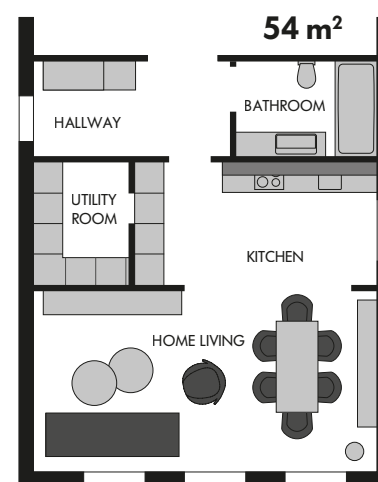
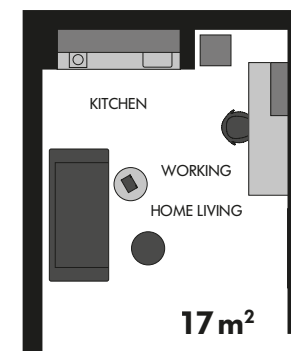
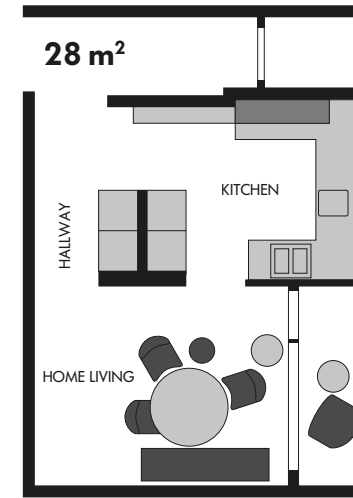
In a small space.

For every challenge.


LOTS OF SPACE IN A SMALL AREA

With rising property prices and limited living space, small apartments and houses have become increasingly popular in recent years. Sustainability plays a significant role in this trend. No matter how small the home is, the interior should be cozy and individually designed to one's taste. Sloping ceilings and nooks require creative design ideas to make the most of the limited space. With Nolte Küchen's smart planning ideas, design, budget, and functionality can be efficiently combined. Reproductions of modern materials such as concrete, stone, and wood offer visually appealing design options on a tight budget. However, enthusiasts of real materials can also find satisfaction, as wood, metal, lacquer, glass, cement, or stone meet even the highest aesthetic standards.

In the following pages, we will show you how to make your home comfortable and functional even in the smallest of spaces.



On the following pages, you will find excerpts from this living concept.
Discover the complete brochure here!






Discover here the
**WHOLE
PLANNING**



Discover here the
**WHOLE
PLANNING**

STUDENT'S PAD SMART STORAGE PLANNING

Students and career starters often have only a small room to call their home. The key here is to stay cool and plan the one-room flat with strategy. Here, it makes sense to plan storage space vertically – from floor to ceiling. Tip: make use of full room height and consider using wall units with a height of up to 135 cm in planning the space that's available. Extra deep wall units and base units also provide valuable additional storage space.



PLUS Black soft mat
WORKTOP Chalet oak
SURROUNDING ELEMENTS Chalet oak

HANDLE TRIM 621
Black




HANDLE TRIM 561
Black



MICRO APARTMENT LOVELY HOME ON A FEW SQUARE METRES

Less can be also more. Those starting their professional life in a big city or living as a single often choose a micro-apartment because it is typically more affordable than a multi-room apartment. It's entirely possible to live well in 24 square meters, as the kitchen, wardrobe, and bathroom have been designed to be functional and space-saving. The key is to arrange everything in a way that the apartment radiates coziness despite its small size. Are everything well-coordinated, the space well-utilized, and areas sensibly defined? Compact furniture and homeliness are not contradictory!



PLUS Lava soft mat
WORKTOP Oak graphite silver
SURROUNDING ELEMENTS Oak graphite silver



Discover here the
**WHOLE
PLANNING**



Discover here the
**WHOLE
PLANNING**



SLOPING CEILING UTILISING EVERY INCH OF SPACE

4th floor, about 50 square metres, sloping ceilings: mother and child living together in a small space – this calls for creative planning. Yet storage space galore can be created in oddly shaped spaces too. Whether narrow passages, alcoves or spaces with sloping ceilings: anyone with clever planning ideas can create a homely and inviting kitchen with shelves, low wall units and a variety of corner solutions. The adjacent wardrobe complements the kitchen perfectly, offering ample space for clothing and more.



LUX High-gloss white
STONE Concrete

PERIOD PROPERTY HISTORIC CHARME MEETS URBAN STYLE

Furnishing an old apartment in a big city requires special skill since often beautiful stucco ornaments run along the ceiling or masonry walls need to be preserved. Furthermore, the old building offers the opportunity to live in an urban style and create a very special ambiance. Planning requires sensitivity, a clever touch, and of course, innovative ideas. For example, a real wood kitchen front can emphasize the character of the construction and create an inviting atmosphere. But not only the kitchen is equipped with the real wood program TAVOLA. Behind the closed design front, a practical utility room can be stylishly concealed. And there are more areas in this old apartment that you can discover in the video.



HANDLE TRIM 560
Stainless steel look



TAVOLA Oak pinot
WORKTOP Terrazzo bianco

MORE FOR YOUR HOME.

All on a one-stop basis!

*Utility rooms that do a perfect job.
Coordinated living spaces.
End-to-end solutions.*



NOLTE LIVING PERFECTLY COORDINATED LIVING AREA

At Nolte Küchen, the materials you choose for your kitchen can also be used to style your living area. In terms of visual appeal, our modern furniture lets you perfect the transition from kitchen to other spaces in the home, such as living or dining area.


With great attention to detail, we think of everything and develop complete designs from head to toe. With the Nolte LIVING range, you can plan your kitchen and living area cohesively, as if they were designed in perfect harmony.



UTILITY ROOM EVERYTHING STORED – NEXT TO THE KITCHEN

Whether used as a storage space for household items, a room for the washing machine and more, or even as a dressing room, a utility room can be versatile and flexible. And if it's located right next to the kitchen, even better! Customize this space according to your personal preferences.

- 1 Clothes are well organised in the laundry sorting wardrobes.
- 2 Clear storage and easy access to beverage crates.
- 3 Very practical: laundry cabinet with space for two baskets.



Find out more about living furniture and utility room planning.



In the heart of Berlin, Carla lives with her family. On her Instagram channel @fridlaa, she takes her followers along as she continually redesigns the many cozy corners of her apartment. Here, decorating, crafting, and remodeling happen regularly, all under the motto: It should be beautiful, not perfect.

Nolte Küchen X @fridlaa



“When I had finished decorating my new kitchen, I thought: This is exactly how I had imagined it. This is where we can be happy!”

What makes your apartment so special?

Our apartment is located in an old building, and it has a unique charme for me. I can't imagine living in a home with ceilings that are only 2.50 meters high. High ceilings represent a higher quality of life for me. The spacious rooms offer many design possibilities, allowing for creative expression.

What did you think when you first saw your new kitchen?

The first thing that caught my eye was the color, and initially, I had some doubts about my decision. Originally, we had planned for an olive tone, and I still had this green color with a warm wood decor in my mind. However, that feeling quickly faded because once I had styled everything, turned on the lights, and added the textiles, I thought: Yes, this is exactly how I had imagined it, and this is where we can be happy!

Which role does sustainability play for you?

Sustainability is very important to us. That's why we placed special emphasis on partnering with a company that shares the same values as us when it comes to designing our kitchen. That's how we came to choose Nolte.

What were the absolute “Must-haves” for your kitchen?

My personal “Must-haves” were definitely a good refrigerator and plenty of storage space. In our family of four, a lot of things accumulate, and they need to be well-organized and stored. So, we needed a large countertop and storage space for additional appliances, such as kitchen machines.

Do you have three tips to bring more coziness into the apartment?

My absolute secret tip is decorating with textiles. An empty, bare room quickly becomes cozy when I add a few pillows or blankets. The same goes for plants because their fresh greenery brings life to the apartment and adds a touch of relaxation to the overall look. And tip number three is lighting to create mood and coziness.

How did you actually come to Berlin?

I moved to Berlin after completing my studies and initially took an underpaid job. I settled in, made friends, and thus took my first step into the world of Berlin. Gradually, I continued to develop and ended up where I am today.

What sets the city apart for you?

Berlin is a diverse melting pot of people. It's like being abroad but still living in Germany, and I find that incredibly beautiful.

What does “living in the kitchen” mean to you?

“Living in the kitchen” for me means eating together. In our kitchen, we are either busy cooking and preparing or sitting together while one of us is cooking. This is the essence of our kitchen and continues to be very important to us.





Explore the home of Kim @kim_terieur in this home story. She shares her passion for interior design and takes us on a journey through her house. Kim has chosen a black-and-white combination for her kitchen, which serves as the centerpiece of her decor.

Nolte Küchen X @kim_terieur

“You don’t always have to go with the flow.”

What inspired you to share your passion for interior design on Instagram with others?

I started with interior design on Instagram more out of boredom. Back then, when I began posting more actively, I had 294 followers (a number I will never forget).

Is Instagram more of a hobby for you, or has it turned into a profession?

I would be lying if I said it's just a hobby. Some good opportunities have arisen from it, allowing us to go on vacation more than usual. However, I still do it because I really enjoy interacting with people, inspiring them, and, of course, finding inspiration from others as well.

What inspired you to choose a classic black-and-white combination for your kitchen design?

We wanted a kitchen that was stylish but also timeless. That's how I came up with the idea of mixing black and white. The mat fronts, paired with the high-gloss fronts, in my opinion, look great and yet remain simple, allowing for easy use of accessories.

A highlight in your kitchen is definitely the black kitchen island with an attached counter.

How did you come up with this unique idea?

My dream was always to have a kitchen with seating. In my childhood, we always had very small kitchens that weren't inviting for sitting and chatting while preparing food. I really like the idea of being able to sit there or look out the windows.

A kitchen island is a place for communication.

Is it an important spot in your house?

Our entire kitchen is the heart of the house. Whether you're standing in the driveway and looking through the large windows, sitting at the dining table, or strolling through the garden, the kitchen is visible from everywhere and had to be perfect. I believe we've done a pretty good job with it.

Did you plan your kitchen yourself or did you seek advice from a kitchen studio?

We went to a kitchen studio. However, I already knew exactly how I wanted the kitchen to look. But I left the fine-tuning of the planning to the specialist.

What kitchen design trends currently inspire you the most?

Honestly, I'm not very well-versed in trends. I just do what I like and what I think looks good. You don't always have to go with the flow.





On her social media channels, Ana Johnson showcases a colorful mix of lifestyle, beauty, fashion, travel, and DIY. She takes her fans along on her journey as a mom and shares daily insights from family life.

Nolte Küchen ✂ @anajohnson

Where did the idea of setting up a utility room in your home come from?

I already had such a room integrated into my first apartment. Since then, I've known how practical it is to be able to do household chores here. However, that room wasn't particularly attractive, and we wanted to change that when planning our house. This is where Nolte Küchen came in as a reliable partner. Together, we designed a utility room that is very well thought out and looks so good that it feels like a living space.

What inspired you in the design process?

During our tour of the Nolte Forum, we had the opportunity to explore the entire range of Nolte Küchen and found inspiration. The many different fronts and décors overwhelmed us, and we had a hard time deciding because the selection was so vast. Eventually, the final idea emerged from these great impressions.

What was most important to you in the planning process?

When thinking about a utility room, one often envisions a dark, cold room that is typically located in the basement. Therefore, the new space was meant to be bright, friendly, and cozy. Because household chores are inevitable and should be done in a place where one enjoys spending time.

What were your "Must-haves" that absolutely had to be included?

Having enough storage space was very important to me. Especially when it comes to household chores, there are many utensils that need to be stored conveniently. There also needs to be enough space for laundry, and ideally, the utility room can also store shoes and bedding. Additionally, we wanted to store our groceries here in the future. To accommodate all of this, we had enough cabinets, drawers, and shelves installed to store everything well and create a cohesive, aesthetic overall look.



"The very first draft impressed us so much that we adopted it exactly as it was. A space has emerged that fits us perfectly."

Which appliances were meant to be accommodated in your utility room?

In advance, we already had two washing machines and two dryers that needed to be integrated. Nolte recommended that we install them at waist height to reduce the need for bending over frequently. It was a good and practical suggestion that has made our weekly laundry days much easier.

What are your highlights in terms of details?

I find the laundry sorting cabinets with integrated baskets to be very well thought out. It's simply practical to store different types of laundry in separate drawers. This way, everything is already in the right place, and you don't have to reorganize everything before putting it in the washing machine. Additionally, I'm impressed by the attention to clever details in the planning. For example, the pipes were hidden behind a narrow cabinet, which enhances the overall impression of the room.

What do you particularly like about the overall concept?

Overall, the Nolte team has done an amazing job. We communicated our wishes, and the very first draft was so perfect that we adopted it exactly as it was. From idea generation to planning to installation, Nolte has brilliantly executed our passion project, and we are absolutely thrilled!





Stefanie, also known as @hausfuerfrieda, lives with her family in East Westphalia on the slopes of the Wiehen Mountains. She tells us in the interview how she integrates her kitchen into the overall design of the house and why she chose a black kitchen.



What challenges did you face when planning your kitchen? What was relatively easy, and what was a bit more difficult?

My prior experience with the layout of our old kitchen was a significant advantage. Based on the connections, it was clear that it should be another U-shaped kitchen. I'm generally quite decisive, so planning wasn't difficult for me, as I had collected ideas in the years before.

The absolute highlight of my kitchen is the half-height row with the appliances. I had this image in mind during the planning process; I didn't want a full-height black kitchen row. I actually put more thought into the kitchen backsplash. Here, I wanted to add an accent through wallpaper or texture, and I ended up with the solution of the black wooden slats, a DIY project that I also share on my account.

“Having a black kitchen fulfilled a little heartfelt wish for me.”

Where did the idea to share your life on Instagram come from?

To be honest, I came across Instagram and the beautiful house building and interior design accounts by chance. During the planning of our house, I searched for many ideas online and came across an Instagram profile through a link. I was immediately excited by the many accounts and their insights into their homes, and during the construction phase, I gathered ideas here. With the start of our construction project, I sought exchange on Instagram and shared my experiences. For me, it was primarily a home construction account, and I never thought I would stick with it. Now 5 years have passed, and I still enjoy it very much.

How do you manage to balance between Instagram and your private life?

My account primarily focuses on projects related to the house, garden, and interior design. Occasionally, I take my followers along on our trips and share ideas, but family life remains more private. Our adult children who still live with us don't want to be shown. So, I'm in the spotlight, my husband is featured as a hobby craftsman, and you often see our French Bulldog, Wilma, who makes an excellent Instagram model.

You used to have a white kitchen.

Why did you choose a black kitchen now?

When we started our construction project in 2018, our bright kitchen was only two years old. We had it designed for our semi-detached house, and we still liked it. But already during the construction of the new house, according to my family, I kept raving about a black kitchen. Nevertheless, we let reason prevail and initially moved our bright kitchen with us. So, when we finally got the black kitchen at the end of 2021, a little heartfelt wish of mine was fulfilled.



Nolte Küchen X @hausfuerfrieda



THE WHOLE THING.

Everything we have!

*Our fronts, colour options,
materials and decor finishes:
The choice is yours.*



ALL OPTIONS AT A GLANCE

This is where you can quickly find your way about all available options: the next few pages show you our wide range of fronts that are manufactured in line with the innovative Matrix 150 grid system and can feature any handle you choose – all clearly structured by price group.



LAMINATE

A high-quality, soft mat and extremely hard-wearing laminate surface with anti-fingerprint properties.



LACQUERED LAMINATE

An extremely calm looking surface and optimum durability are characteristic of lacquered laminate. The fronts are made from an engineered wood panel with a lining lacquered in the course of the production process. High gloss or soft mat, just as you choose.



GENUINE LACQUER

High-gloss genuine lacquer fronts are lacquered in several coats and then polished to produce a sealed and particularly smooth surface. Besides high-gloss fronts, fronts are also available with a soft mat genuine lacquer finish. The latter captivates with its interesting feel.



GENUINE GLASS

Genuine glass fronts – luxurious and homely. Coated with adhesive throughout, a back-lacquered pane of toughened safety glass is bonded to the high-quality substrate material. The extremely hard-wearing glass front gives the kitchen a modern transparency and feeling of space.



REAL WOOD

As an authentic and genuine natural product, wood conveys warmth and a sense of security. The natural variations in colour and texture visible in the grain are an inherent part of wood. Used in the kitchen, the natural material lends itself to quality craftsmanship while conveying its charm and character.



REAL METAL

The real metal fronts give your kitchen an authenticity that oozes with character: several layers of a mixture of metal particles, resins and colour are applied to a base panel made of engineered wood and sealed with clear lacquer. The result additionally impresses with a magnetic effect.



REAL CEMENT

The unusual feel of this surface is produced by creating irregular depressions in a panel made of engineered wood. It is then hand-coated with cement, silica and coloured lacquer and afterwards additionally sealed with clear varnish. Robust beauty for combinations so very rich in contrast.



REAL STONE

Stone is a pure, genuine natural material that radiates stability and durability. Natural variations in color and texture are unmistakable features. The surface made from a quartz-dolomite mixture creates a slightly rough texture that emphasizes the exceptional character of this material.

MANHATTAN UNI



Arctic white White Magnolia Sahara Platinum grey Quartz grey Graphite Olive Black green Henna red

MANHATTAN



Kiruna birch Holm oak Chalet oak Volcanic oak Oak graphite silver Oak nero

LUCCA



Cement sapphire grey Cement agate grey Cement anthracite

ARTWOOD



Natural bough oak Rustic wild oak Oak ventura Walnut cuba

ARTLINE




Stripe wood crema Stripe wood coffee

STONE



White concrete Concrete Basalt

FEEL




Arctic white soft mat White soft mat Magnolia soft mat Sahara soft mat Lava soft mat Platinum grey soft mat Quartz grey soft mat

METAL




Steel grey

LUX



High-gloss arctic white High-gloss white High-gloss magnolia High-gloss sahara High-gloss lava High-gloss platinum grey High-gloss quartz grey

PLUS



White soft mat Platinum grey soft mat Lava soft mat Quartz grey soft mat Graphite soft mat Black soft mat Black green soft mat

FOCUS




White soft mat Magnolia soft mat Platinum grey soft mat

PORTO




White soft mat Platinum grey soft mat Graphite soft mat

FLAIR




White / Edge stainless steel look White / Edge brass look White / Edge volcanic oak Black / Edge stainless steel look Black / Edge brass look Black / Edge volcanic oak

FINE LACK



High-gloss arctic white High-gloss white High-gloss platinum grey High-gloss graphite

ALPHA LACK



High-gloss arctic white High-gloss white High-gloss magnolia High-gloss sahara

SIGMA LACK



White soft mat Quartz grey soft mat

NOVA LACK




High-gloss arctic white High-gloss white High-gloss magnolia High-gloss sahara High-gloss platinum grey High-gloss quartz grey High-gloss graphite High-gloss night black

FERRO



Blue steel Corten steel

TAVOLA



Oak pinot Oak barolo

PORTLAND



Cement sapphire grey Cement agate grey Cement anthracite

CANTERA



Sand lime cream Sand lime lava grey

GLAS TEC PLUS



High-gloss white

GLAS TEC SATIN




White

ELEGANCE



High-gloss white

LEGNO



Oak champagne Oak truffle Oak sepia



Perfectly balanced *in any combination*



Colour is
Inspiration, stimulation, creativity.
Colour is life.

And provides virtually *endless*
ways of individualising a kitchen.

Warm colours are stimulating,
while cool colours tend to be calming.

Tone in tone creates *harmony*,
while a clear contrast creates
exciting highlights.

In short: nothing influences the atmosphere
of a room more than colour.

With this in mind,
get to know our colour concept –
and get to know precisely *your kitchen*.



SOFT LACK



TORINO LACK



FRAME LACK



WINDSOR LACK



LUGANO LACK



PERFECT BOTH INSIDE AND OUT – OUR CARCASE DECORS

Whichever of our kitchens you choose: it's only perfect when it also meets the highest quality standards on the inside too. This is why the carcasses of every kitchen we make come with the same finish on the inside as they do on the outside to ensure an overall look of consistency – not only for wood hues but for all plain colours too.



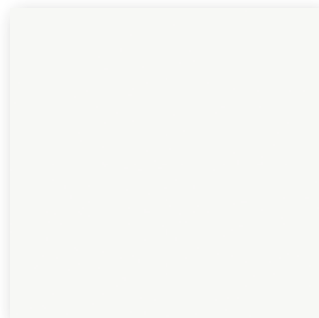
Natural bough oak




Chalet oak



Volcanic oak



Arctic white




Platinum grey




Quartz grey



Graphite



White



Magnolia



Sahara



Concrete



Gloss white



Gloss magnolia



Gloss sahara



What impresses you at first sight will continue to excite you in every-day use: harmony and perfection carried through on the inside.

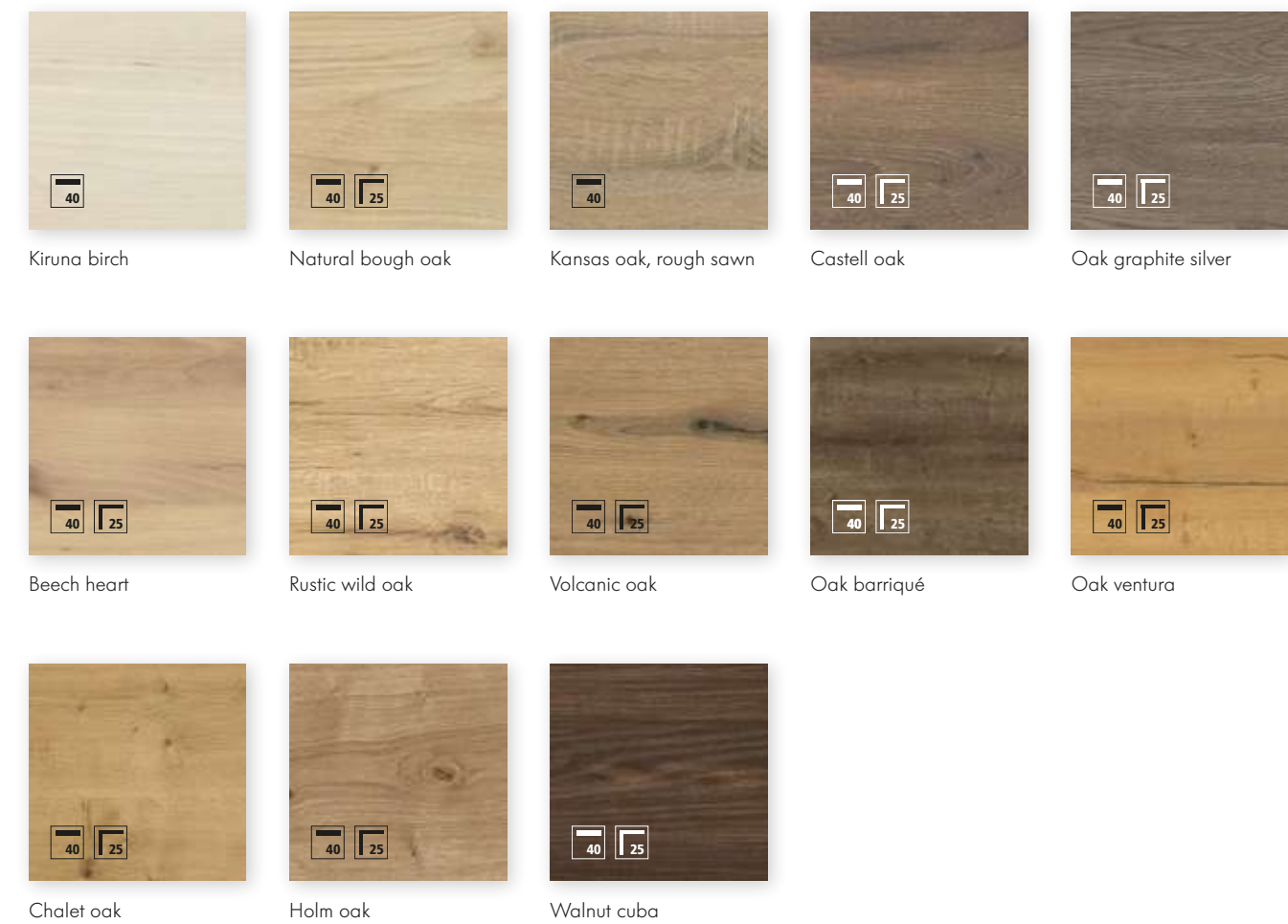

SEALED IS WELL SEALED

With Nolte Küchen, you can take this quite literally: doors with edge seals close so perfectly that hardly any dust gets inside the cabinet.



NATURAL CHARM OR COOL ELEGANCE – WORKTOPS IN STONE LOOK, PLAIN COLOURED OR IN WOOD EFFECT

Once the quality is right, it's a matter of design. For our worktops, this means: the choice is entirely yours. Clear plain colours lend the kitchen elegance, with a realistic stone look giving the entire room structure. Anyone preferring a warm and homely environment in the kitchen sooner or later realises there is no way past a worktop in wood effect. Choose from a wide range of decors to suit your taste, and all of course in a high-quality finish to meet your exacting expectations on design.



“ The way we operate today is set to determine the world we leave behind for our future generations. Sustainability is our promise for a better future. ”

Inherent throughout our entire company and its entire value chain, the guiding principle of sustainability is reflected in everything we do and the way we think. It is firmly embedded in our broad-ranging corporate strategy with a view to achieving lasting improvements for mankind and nature.

The grounds of Nolte Küchen have been home to local bees since the summer of 2023, and they have already brought in their first nectar into their hive. They not only provide delicious honey but are also indispensable pollinators, making a significant contribution to the preservation of many plant species.

OUR COMMITMENT TO ...



THE COMPANY

As a matter of good corporate governance and the associated values, we have established resilient structures, processes and partnerships over a period of many years. High quality; modern aesthetics, sustainability and an attractive price-performance ratio are the factors that are always taken into account in our product range. So, for instance, over 99% of the woods we use complies with the principles of sustainable wood criteria.



THE ENVIRONMENT

As a company, we have made it our aim to maintain a responsible and sustainable use of natural resources. Thanks to our effective climate management, we are able to manufacture our products in a climate-neutral manner at our two operating bases in Löhne and Melle. The main fuel sources at Nolte Küchen are certified green electricity and our boilers, which operate with offcut wood from production.



THE PEOPLE

Our members of staff are particularly close to our heart. Their dedication, knowledge, experience and curiosity are what define us as Nolte Küchen. For this reason, we are pleased to assist our staff in furthering their development – both on the work side through basic and further training as well as on a private level by respecting and enhancing their work-life balance.



THE SOCIETY

Ever since Nolte Küchen was first founded, we have cultivated close ties with the region, and we actively foster its well-being and growth. Social commitment is a tradition for us, and we have placed great emphasis on it from the very first day. We help people and regions in emergency situations, such as educational institutions, associations and foundations that are involved in child protection. Our credo: support is given where support is needed.



Discover here the
NOLTE
SUSTAINABILITY
REPORT



Living in the kitchen ...

... is a message you can take literally where Nolte Küchen is concerned. Here you will find everything to make your dream kitchen come true: to suit virtually any budget, any expectation and always in top quality – made in Germany.



VF-KJ24-GB
Subject to technical change without notice. Colour shades in this catalogue may sometimes vary slightly from original colours for printing and photographic reasons. Nominal charge € 5
Nolte Küchen GmbH & Co. KG | Anni-Nolte-Strasse 4 | 32584 Löhne | Phone +4957328990 | www.nolte-kuechen.com



nolte[®]
KÜCHEN

nolte **neo.**

28

nolte[®]
KÜCHEN



// THE ORDINARY GIVES
THE WORLD ITS EXISTENCE,
THE EXTRAORDINARY ITS VALUE. //

Oscar Wilde



ANYTHING. EXCEPT ORDINARY.

We are living in an age of possibilities. We create our world and our daily life based entirely on our personal wishes and needs. Driven by the freedom of deciding ourselves what we like and don't like. So even when choosing a kitchen, we don't just want a palette of standard products, but search harder to find something that is perfectly tailored to us and to which we can add a personal touch. In short: a kitchen with maximum individuality. A nolte**neo** kitchen.



WHAT IS nolteneo?

Clean, purist lines. Exclusive fronts and fascinating details. Colours and materials that enter a harmonious dialogue and are in balance with practical design. A nolteneo kitchen makes spaces into a statement, and is an expression of individuality and freedom of choice. From a wide range of planning options to exclusive fronts and design elements, nolteneo opens up entirely new dimensions in individualisation. Besides the elements that are featured in every nolteneo kitchen, there's also an extensive choice of exceptional models and designer elements.





HOW DOES nolteneo WORK?

With just a few changes, you can turn your Nolte kitchen into a nolteneo kitchen. nolteneo means you've no need to compromise on anything – on the contrary: in addition to all fronts and worktops or the practical Matrix150 grid system for more storage space, you can also choose from the entire Nolte Küchen product range to plan your nolteneo kitchen. Further exclusive design options are also available.

One of the basic elements for every nolteneo kitchen is the neoBOX. The high-quality drawer and pull-out system lets you bring modern design into the cabinet interior. The narrow side frame appeals for its simple elegance – nothing spoils the look. Coloured in anthracite, it harmonises perfectly with every colour finish that's featured in our collection.

Needless to say, though, nolteneo can offer a whole lot more! Now get ready to discover the extensive nolteneo range: from exclusive fronts and worktops to exceptional handles and all-new planning options, this kitchen lineup leaves you wanting for nothing!

nolte**neo**.

nolte**neo** –
THE UPGRADE
FOR YOUR
NOLTE KITCHEN

What makes nolte**neo** so different is not only its immense versatility and all of the options it provides for individualising the kitchen you are planning, but also the unerring continuation of a kitchen concept that can look back on a track record of success spanning decades: Nolte Küchen. This means all exclusive nolte**neo** products and designer elements can be combined with the entire Nolte Küchen range. Already planning your Nolte kitchen, but still want to give your new dream kitchen a very individual touch? Then simply add an exclusive nolte**neo** product or designer element, and turn your amazing Nolte kitchen into a nolte**neo** kitchen that's truly exceptional.

Simply ask your preferred kitchen specialist to show you the vast range of options that come with nolte**neo**!

nolte[®]
KÜCHEN

nolteneo

ITALIAN AESTHETIC

Feel good in exclusive style. The **neo**LODGE front exudes Italian aesthetic in a way that's second to none. The combination of sleek lines with classy colours and materials is complemented by intelligent detail solutions such as side-fitted ovens or the elegant display units in manganese bronze.



TO THE VIDEO



MatrixArt ONE

MatrixArt ONE is the design-focused, handle-less kitchen: just one single handle trim profile below the worktop – which, of course, can be illuminated too, creates a particularly neat and graphic look. The top-most front is opened by the handle trim profile, the ones below by the PUSH-TO-OPEN assisted opening function.



neOLODGE FRONT

Clean lines brimming with character – **neOLODGE** in grooved, blackened oak veneer brings aesthetic appeal to every space.

nolteneo // 1

THIS KITCHEN'S HIGHLIGHTS

- // 1 **neo**LODGE front in blackened oak, grooved
- // 2 MatrixArt ONE with illuminated handle trim
- // 3 Soft Lack front in magma soft mat

nolte neo // 2

INVITING PURISM

Reduced look as the epitome of elegance. Featured all round, the shadow reveal forms a frame around the high-quality **neoLEAF** in noce marone, painting a picture that simply charms. Contrasting, the two tall units with **neoPURE** front in metal bronze rise out above the kitchen block as the peaks of a mountain range, complementing this kitchen's unadulterated aesthetic appeal.



TO THE VIDEO





MatrixZERO

MatrixZERO perfectly complements the new shadow reveal. In conjunction with the **neoBOX**, PUSH-TO-OPEN for drawers and pull-outs gives you yet a further option for designing your handleless kitchen.



SHADOW REVEAL

New, graphic, different – the 12 mm shadow reveal between front and side panel creates a completely new contour that adds a stylish designer element to every kitchen.

nolteneo //2

THIS KITCHEN'S HIGHLIGHTS

- //1 neoPURE front in metal bronze
- //2 neoLEAF front in noce marone
- //3 Shadow reveal all round
- //4 MatrixZERO

nolteneo

//3

STAGED WITH ARTISTIC TALENT

So inconspicuous you can hardly see it yet so conspicuous that you can't look away either - this kitchen ensemble is a veritable masterpiece that is perfectly integrated into the space, and the perfect example of a small kitchen with all the capabilities of a large one. A particular highlight is the **neoMIRROR** front which reflects the kitchen's extravagant design, replicating it with artistic competence.



TO THE VIDEO





neoMIRROR WITH MIRROR GLASS

The **neoMIRROR** designer front artistically sets the scene for every kitchen. The mirrored front is something that's truly exceptional. It gives the whole space a new dimension while at the same time making it an attractive focal point. The matching mirror glass splashback adds space to the kitchen and complements the whole composition.



DESIGNER HANDLE

Above all, nolte**neo** is synonymous with the many ways of individualising a kitchen. Characteristic of this are exclusive nolte**neo** products such as the large, semi-circular handles which, although discreetly understated in this kitchen, make stylish eye-catchers.



nolteneo //3

THIS KITCHEN'S HIGHLIGHTS

- //1 neoMIRROR designer front
- //2 Splashback panelling with mirror glass
- //3 Designer handle in black mat
- //4 Plus front in black soft mat

//4

//2

//1

//3

nolteneo

//4

SCANDINAVIAN HAVEN

Designed with a look of openness, this is where white meets light-coloured timber in the form of the **neoLEAF** front in sand ash. No kitchen is more Scandinavian than this one. Integrated with purist finesse, a homely composition with built-in bench that emphasises this kitchen's flair.



neOLEAF

The authentic timber reproduction of **neOLEAF** in sand ash brings a natural feel to every kitchen! Authentic in graining and texture, the front creates a feel-good atmosphere in every kitchen.

nolteneo //4

THIS KITCHEN'S HIGHLIGHTS

- //1 neOLEAF front in sand ash
- //2 Designer handle in white mat
- //3 Soft Lack front in white soft mat

nolteneo // 5

URBAN JUNGLE FOR PURISTS

Entering the scene in a variety of materials, this kitchen appears to be set in an urban jungle environment with artistic mastery. Open styling and the absence of wall units conjure a feeling of freedom and spaciousness. In this scenario, not one but several nolteneo designer-style elements catch the eye. Accompanying the **neoGRID** tall units and **neoLODGE** loft-style, the **neoPURE** front in metal gold creates a warm contrast while at the same time underpinning this kitchen's modern countenance through the cooking island's plinth section.

TO THE VIDEO



neoGRID

The **neo**GRID front really is one of a kind and makes a striking design element. This otherwise purist kitchen uses the aluminium frame with expanded metal in black to create a glass display cabinet, not only making it one of the kitchen's elements but also a stylish piece of furniture.



SIDE CLADDING AND PLINTH SUPPORT

Side claddings in the same material as the front bring a modern twist to finishing the end of a cabinet row and for islands, an option previously only available for the MatrixArt handleless kitchen. This way, nolteneo lets you create a particularly high-quality and, at the same time, purist, perfectly balanced look. Uninterrupted side claddings in 600, 750 and 900 mm height are available for all nolteneo kitchens.

One other distinctive feature is the nolteneo plinth support in black-finished aluminium which makes cabinet rows and islands appear to float. The plinth support is available in a height of 170 or 300 mm.





//1

//3

//2

//5

//4

nolte **neo** //5

THIS KITCHEN'S HIGHLIGHTS

- //1 **neo**LODGE front in blackened oak, grooved
- //2 **neo**PURE front in metal gold
- //3 **neo**GRID designer front frames in aluminium with black expanded metal
- //4 Cooking island with plinth support in black aluminium
- //5 **neo**PURE side claddings in metal gold



nolteneo // 6

PICTURESQUE SETTING

This kitchen brings Mediterranean lifestyle to your home, turning every day into a holiday in a sunshine world. With its grooved texture, the **neoLODGE** rustic oak front contrasts wonderfully well with the mottled look of **neoMARBLE** to create a calm and peaceful ambience – staged with artistic acumen, this kitchen can become the new centrepiece in your home.

TO THE VIDEO





WALL UNIT

Wall units are a practical way of providing more storage space in a kitchen. In this kitchen ensemble, the classic layout of wall units is dispensed with and takes on a more relaxed look with open shelves. But it is not only worthwhile taking a look on the outside – this kitchen also impresses from the inside: integrated lighting is not only practical, but also creates a warmly lit ambience every time a door is opened. The high-quality adjustable shelves in glass let the light through and make the entire cabinet shine in a wonderful glow. What's more, the cabinet can be opened with PUSH-TO-OPEN electrical assistance.



neoLODGE

This unusual front in blackened oak captivates with its vertically aligned grooved look. Blackened oak is exceptionally versatile and can be featured on everything from cooking island to wall unit. Its black-brown colouring makes it a contemporary yet modern classic.



neoMARBLE

Marble-look finishes have been highly fashionable again for a number of years now. Marble looks elegant and tends to be used to provide accentuation in combination with modern materials. The neoMARBLE front can be combined particularly well with a dark worktop and gives every kitchen that certain something.



nolteneo //6

THIS KITCHEN'S HIGHLIGHTS

- //1 neoLODGE front in blackened oak, grooved
- //2 neoMARBLE front on black marble

nolteneo

URBAN EXTRAVAGANCE

High ceilings, rooms flooded with light, ornate coving – old-property charm meets natural stone garnished with urban lifestyle. **neoSLATE** in black rosato slate makes a bold statement. In combination with the henna red surrounding elements, the stone veneer front is a veritable eye-catcher. A modular design with concealment doors on the one side and, appearing to float on the plinth frame, the island and sink block on the other.





VISIBLE SIDES

One aspect that makes nolte**neo** kitchens so special is the extensive selection of visible sides in mat lacquer, high-gloss lacquer and veneer on any chosen carcass interior colour. The extended visible sides logic no longer ties you to just one colour for the carcass interior. These can be combined with different fronts in any way to provide a perfect match with your chosen front or to create a striking contrast – entirely to suit your very own particular taste.

nolte neo //7

THIS KITCHEN'S HIGHLIGHTS

- //1 neoSLATE front in black rosato slate
- //2 Plinth support in black aluminium for unit rows or island solutions
- //3 Visible sides in any chosen finish (as shown by this example on the wall unit in on-trend henna red)
- //4 neoSLATE side claddings in black rosato slate
- //5 Soft Lack front in henna red soft mat



nolteneo

// 8

SIMPLY DELIGHTFUL

Kitchens with light-coloured fronts are as popular as ever because they integrate well into different spatial concepts, are discreetly understated and easily complemented with all sorts of designer elements. Exclusive nolteneo products offer a comprehensive range of planning options to feature precisely those detail solutions you want your dream kitchen to have.



MatrixArt ONE

In this kitchen, the MatrixArt ONE handle trim profile forms a lovely contrast with the classic white soft mat front and the white worktop in stone look. Particularly in the evening, the handle trim profile with integrated lighting can be a stunning eye-catcher and also add a good measure of warmth to lighter-coloured kitchens.



INTERIOR ORGANISATION

Everything in order in the kitchen – true to this motto, nolte^{neo} also gives you a wide range of options for practical interior organisation solutions to go perfectly with your kitchen. From saucepans to tableware, from cutlery to sorting waste – not only are drawers and pull-outs perfectly organised with nolte^{neo}, they can also be provided with optional lighting at the side.

Fitted on the right and left of the drawer side frame, the LED lighting strip conjures atmosphere and shows where everything is when the drawer is opened. The system automatically switches off on closing, which means that the rechargeable battery (included) only needs recharging after around 450 – 700 opening cycles.



nolteneo //8

THIS KITCHEN'S HIGHLIGHTS

- //1 neOLEAF front in sand ash
- //2 MatrixArt ONE
- //3 Soft Lack front in white soft mat



// OVERVIEW



neoBOX

The new **neoBOX** drawer and pull-out system brings exquisite design to the cabinet interior.

The **neoBOX** is one of the elements that every nolte-**neo** kitchen has. The narrow side frame appeals for its simple elegance – nothing spoils the look. Coloured in anthracite, it harmonises perfectly with our collection's new graphite colour finish.

Sleek and attractive in design, the **neoBOX** also captivates with high-quality materials. For instance, the front panels on interior drawers and pull-outs are made of satin-finish glass. The **neoBOX** is practical: an extra-tall side profile is fitted on deep pull-outs in a height of 450 mm and over.


The **neoBOX** can also be used to provide illumination of the pull-outs. Fitted on the right and left of the drawer side frame, the LED lighting strip conjures atmosphere and shows where everything is when the drawer is opened.

The system automatically switches off on closing, which means that the rechargeable battery (included) only needs recharging after around 450 – 700 opening cycles.

TO THE VIDEO



FRONTS



neoLEAF
Sand ash
Melamine resin mat
19 mm



neoLEAF
Noce marone
Melamine resin mat
19 mm



neoMARBLE
Black marble
Melamine resin mat
19 mm



neoPURE
Metal gold
Lacquered laminate
metallic soft mat
19 mm



neoPURE
Metal bronze
Lacquered laminate
metallic soft mat
19 mm




neoLODGE
Blackened oak, grooved
Veneer, mat lacquered
19 mm



neoCHALET
Oak mocha, grooved
Veneer, mat lacquered
19 mm



neoSLATE
Black rosato slate
Stone veneer,
mat lacquered
20 mm



neoSLATE
Deep black slate
Stone veneer,
mat lacquered
20 mm

HANDLES



Decorative handle in white
Mat white
metal



Decorative handle in black
Mat black
metal

WORKTOPS // BAR ELEMENTS



Sand ash




Noce marone



Veneer, blackened oak

DESIGNER FRONTS



neoLOFT
Graphic print
Digital print,
mat lacquered
19 mm



neoLOFT
Used print
Digital print,
mat lacquered
19 mm



neoMIRROR
Mirror
Mirror glass
19 mm



neoMIRROR
Tinted mirror
Mirror glass
19 mm



neoGRID
**AGS – aluminium
frame with
expanded metal**
Mat black
20 mm

Alongside a vast selection of exclusive nolteneo products, you can choose from the entire Nolte Küchen product portfolio.

nolte[®]
KÜCHEN



MatrixArt ONE

MatrixArt ONE is the design-focused, handleless kitchen: just one single handle trim profile below the worktop creates a particularly neat-looking, graphic style.

The handle trim profile can be illuminated for MatrixArt ONE too – combined with slimline worktops, this creates a particularly delicate look that almost appears to float. Whereas the top row of drawers opens by hand, the bottom row comes out in response to a tap by PUSH-TO-OPEN.

MatrixZERO

MatrixZERO lets you dispense with handles and handle trim profiles, leaving cabinet fronts with a look that speaks purism in its very true sense. Deployed in this way, PUSH-TO-OPEN creates a look for handleless kitchens with graphically defined consistency. Combining this with a shadow reveal adds a particularly practical and elegant design feature.

SHADOW REVEAL

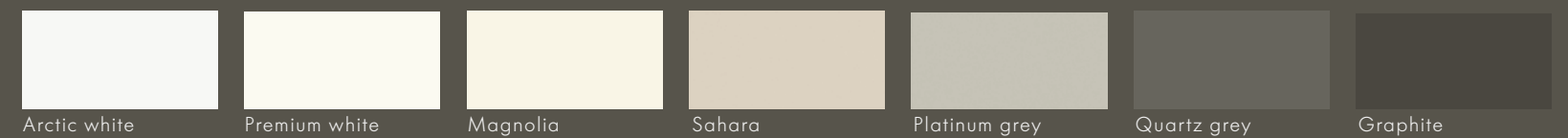
A shadow reveal between front and side panel creates a completely new contour, making a stylish designer element in every kitchen block. The combination of any chosen decor on front, worktop and visible side produces all-new options for kitchens designed with a look of their very own – featuring our new shadow reveal as an absolute graphic highlight.



CHOICE OF VISIBLE SIDES

Innovative at second glance – initially taken for granted, for professional cooks though an exceptional mark of quality. With nolteno, the choice of visible side makes it possible to create a consistent and perfectly balanced look in whatever kitchen you plan, or lets you make statements with any choice of decor for front and side.

AVAILABLE nolteno INTERIOR DECORS FOR LACQUERED AND VENEERED VISIBLE SIDES:




VISIBLE SIDE SOFT MAT GENUINE LACQUER ON PLAIN CARCASE



VISIBLE SIDE IN HIGH-GLOSS GENUINE LACQUER ON PLAIN CARCASE



VISIBLE SIDE VENEERED ON PLAIN CARCASE





nolte[®]
KÜCHEN

Nolte Küchen – synonymous with exceptional quality, variety and service, reliability and continuity. For us, good is not good enough. Our aim: to be better than the average. This applies not only to the materials that we use, but also to the concept, technology and design.

MATERIAL VARIETY THAT DELIGHTS

Nolte Küchen gives you access to all on-trend materials – regardless of budget. Whether wood, lacquer, glass, metal or cement, we can offer you reproductions of any original material that look exactly like the real thing.

MATRIX150: OUR GRID SYSTEM

The regular increments of 150 mm result in a perfect joint pattern with consistent lines that will accommodate any standard electrical appliances for a smooth, even finish.

32% MORE STORAGE SPACE

Nolte Küchen offers various planning depths for worktops. If you opt for 75 cm instead of the usual 60 cm, you will not only have more space for working on and storing items, but also 32% more storage space in the cabinets beneath.

MATRIX900: THE EXTRA-HIGH CARCASE

Coming in a cabinet height of 90 cm, Matrix900 provides no less than 20% more storage space over the standard 75 cm height. Combined with a low plinth, the result is a modern, compact look and an ergonomic working height.

MADE IN GERMANY

Our Nolte kitchens are produced on a production site measuring around 100,000 m² in Löhne and Melle. Customers all over the world take our quality promise very seriously – "Made in Germany" is part of our global success.

RESPONSIBILITY FOR THE ENVIRONMENT

As a successful German company, we are aware of our tremendous responsibility towards preserving natural resources, keeping air and water clean, and to acting sustainably – from the production to the shipping of our kitchens. The figures for the emissions of harmful substances from our materials are significantly lower than the legal requirements. Modern filter systems ensure that no harmful substances are able to escape into the environment during production. And when the time has come that we are able to deliver your kitchen to you, we only use environmentally friendly packaging materials that can be recycled. By doing so, we are able to provide the best conditions for a healthy life with your kitchen.

MORE ABOUT
NOLTE KÜCHEN



Get in touch...

If you are thinking of transforming your kitchen space, our team would absolutely love to hear from you. Our experienced design professionals will guide you through the process, enabling you to personalise your kitchen, incorporating all of the finer details you desire.

Take the first step towards creating a simply stunning centrepiece to your home by getting in touch with us via the contact details below.

We look forward to hearing from you soon.

York

Unit 7 & 8
Flexspace
Audax Cl
York
YO30 4RA

Malton

Unit 7 & 8
Unit 5, Enterprise Park (Yellow Zone)
13 Cherry Farm Close
Malton
YO17 6FA

Tel: **01904 479 792**

Email: **sales@counterinteriors.co.uk**

www.counterinteriors.co.uk

**COUNTER
INTERIORS**





COUNTER
INTERIORS
YORK'S MOST EXCLUSIVE KITCHENS & BEDROOMS

www.counterinteriors.co.uk